

Sustainable Impact 3

as at 30 June 2022

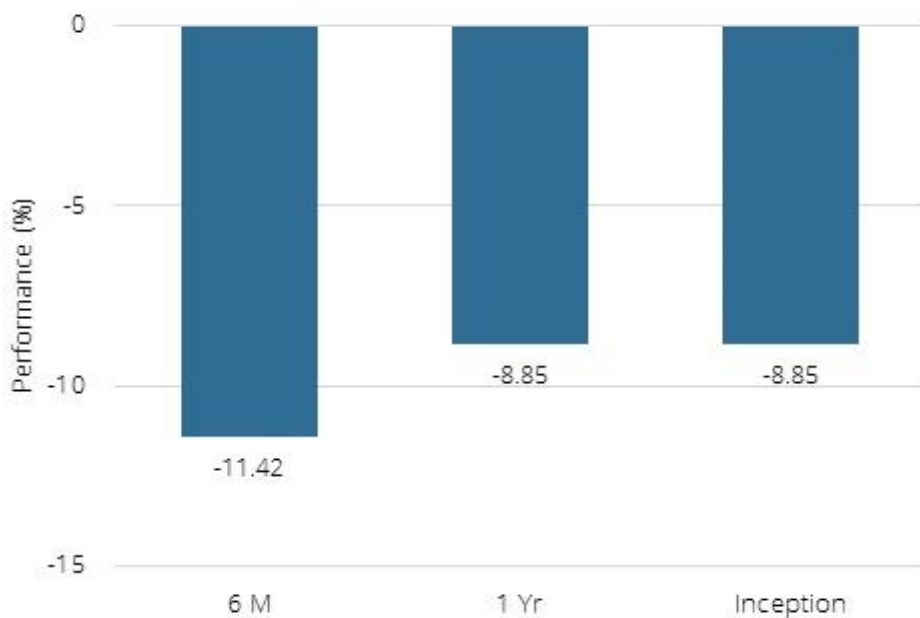
CASTERBRIDGE
SUSTAINABLE IMPACT PORTFOLIOS

About the Sustainable Impact Portfolios

The investment objective is to place Environmental, Social and Governance (ESG) factors at the forefront of investment decisions in order to ensure client's financial and ESG objectives are equally met. The Strategy aligns to Sustainable and Impact investing. The Casterbridge Wealth 3 Strategy may be suitable for an investor with a time horizon of more than 5 years, and a low tolerance for risk.

The Casterbridge Wealth 3 Strategy is a diversified portfolio, the largest asset allocation being to domestic and international equities as well as fixed interest. There is an allocation to "alternative investments" such as commercial property, private equity, commodities and absolute return strategies.

Sustainable Impact 3 Performance



1 Yr Annualised Performance	-8.85%
1 Yr Annualised Volatility	7.04%
Portfolio Yield	1.06%

Direct Custody

**RAYMOND
JAMES®**

Platform Availability

novia /

abrdn

AVIVA

Fidelity
INTERNATIONAL

Quilter

advance
by embark

AEGON

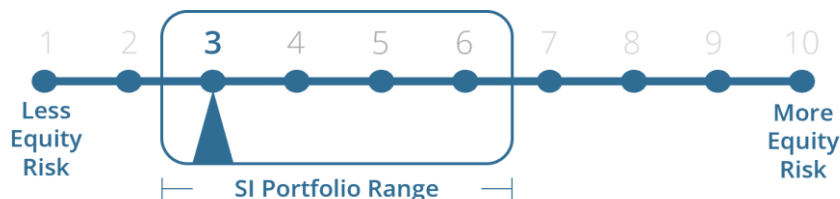
transact

Performance Information

This factsheet illustrates the holdings and performance returns for models held via our Direct Custody service with Raymond James. The funds and performance held on other platforms may vary due to fund and share class availability. Please contact us should you require more information. The performance figures, accurate as at 7th July 2022, are calculated using Morningstar Direct and provided for illustrative purposes only and should not be viewed as the performance of a specific client account. All performance figures on this factsheet assume income is reinvested and are shown net of underlying fund charges. The methodology of calculating underlying costs of investments varies between fund houses making coherent reporting prohibitive. Casterbridge Wealth's management fees and any charges and fees applied by the platform and Professional Advisers will be charged in addition. Deduction of these fees would have reduced the performance shown. The Ongoing Charges Figure (OCF) for each strategy is calculated on a periodic basis using a weighted average of the most recently publicly available OCFs for the underlying investments as at the date of the factsheet.

Source: Casterbridge Wealth, Morningstar Direct. Portfolio performance calculated based on Net Asset Value.

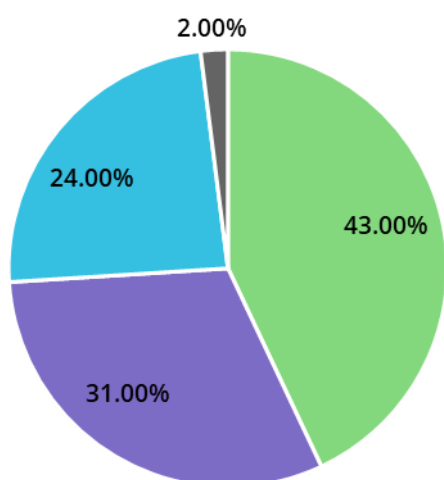
Sustainable Impact 3 on the Risk Scale



Sustainable Impact 3 Portfolio Positioning

Equity	43.00%
Janus Henderson UK Responsible Inc I Inc	4.52%
Royal London Sustainable Leaders D Inc	4.52%
Ninety One UK Sustainable Equity I £ Acc	3.96%
BMO Responsible Global Equity 2 Inc	5.20%
FP WHEB Sustainability C	5.20%
Impax Asian Environmental Markets IRL X	2.60%
Montanaro Better World GBP	5.20%
Schroder Responsible Value UK Eq Fd ZAcc	5.20%
UBAM - Positive Impact Equity KC GBP	2.60%
FP Foresight Global RI Infrasa A GBP Acc	4.00%
Fixed Income	31.00%
NN (L) Green Bond I Cap GBP Hi	7.20%
PIMCO GIS Glb IG Crdt ESG Ins USD Inc	10.80%
L&G All Stocks Gilt Index I Inc	8.13%
Vanguard USD Trs Bd UCITS ETF	4.88%
Alternatives	24.00%
BNY Mellon Sus Real Return Ins W Acc	8.00%
RWC Sustainable Convertibles B GBP Acc	2.67%
Trium ESG Emissions Impact F GBP Acc	6.67%
JPM Global Macro Sustainable C Inc GBP H	6.67%
Cash	2.00%

The Portfolio Positioning above reflects the asset allocation new investors would receive. Existing investors' portfolios may drift subject to market movements in between rebalances. The periodic rebalances resets the portfolio position for all investors.



Portfolio Details

Inception Date	01/01/2021
Number of Holdings	18
Portfolio Yield	1.06%
Direct Custody AMC*	0.75%
Platform AMC*	0.30%
Ongoing Charges Figure	0.68%
Currency	Pound Sterling

* AMC no longer subject to VAT

ESG Information

The Sustainable Impact Portfolio focuses on making a positive contribution towards society and the environment. We are advocates for the United Nation's Sustainable Development Goals and believe companies that follow these principles are not only improving quality of life but will also outperform the market in the long run.

Our portfolio does not explicitly exclude any asset or sector from our investible universe. Instead, we aim to hold funds that focus on identifying companies that are making a meaningful and sustainable impact on the world.

Awards



Important Information

The value of investments, and income from them, can go down as well as up and may be affected by exchange rate variations. You may not recover what you invest. This document has been prepared for information purposes only and does not constitute advice or a personal recommendation, nor does it constitute an invitation to purchase units or shares. It does not purport to be a complete description of our investment policy, the financial markets or any securities referred to in the material, and should be read in conjunction with 'Our Services and Business Terms', copies of which are available upon request. Investments or investment services referred to may not be suitable for all recipients, as the suitability of a particular strategy will depend on an investor's individual circumstances and objectives.

Casterbridge Wealth Investments is a trading style of Casterbridge Wealth Ltd which is authorised and regulated by the Financial Conduct Authority. FCA Number: 727583.

Casterbridge Wealth Ltd, Suite 4 Brewery House, 36 Milford Street, Salisbury, SP1 2AP | 0800 644 4848 |
hello@casterbridgewealth.co.uk | www.casterbridgewealth.co.uk